






Date: 10/21/2020
 Author: FO
 Project: City of Chilliwack Paving Program 2020
 Project No: 6915.0145UF - 006A
 Work Activities: Road Paving
 Work Area: Old Orchard Road, between Alameda Dr and Copper Ridge Dr
 Comments: TCP shall follow latest MoTI TMM (Fig. 7.8 to be referenced), OHSA and MVA regulations and requirements. Traffic Signs, Spacing and Distance to follow MoTI Specs
 Hours of Work: 7:00am to 5:00pm
 Notes:
 - Not to Scale
 - Moving work zone. Only one closure is set up at any time. Set up to be mirrored on the opposite direction.
 - Maximum working area - 200 LM.
 - TCP to assist vehicles access/exit driveways.

Legend:
 Delineator  Working Zone  Barricade 






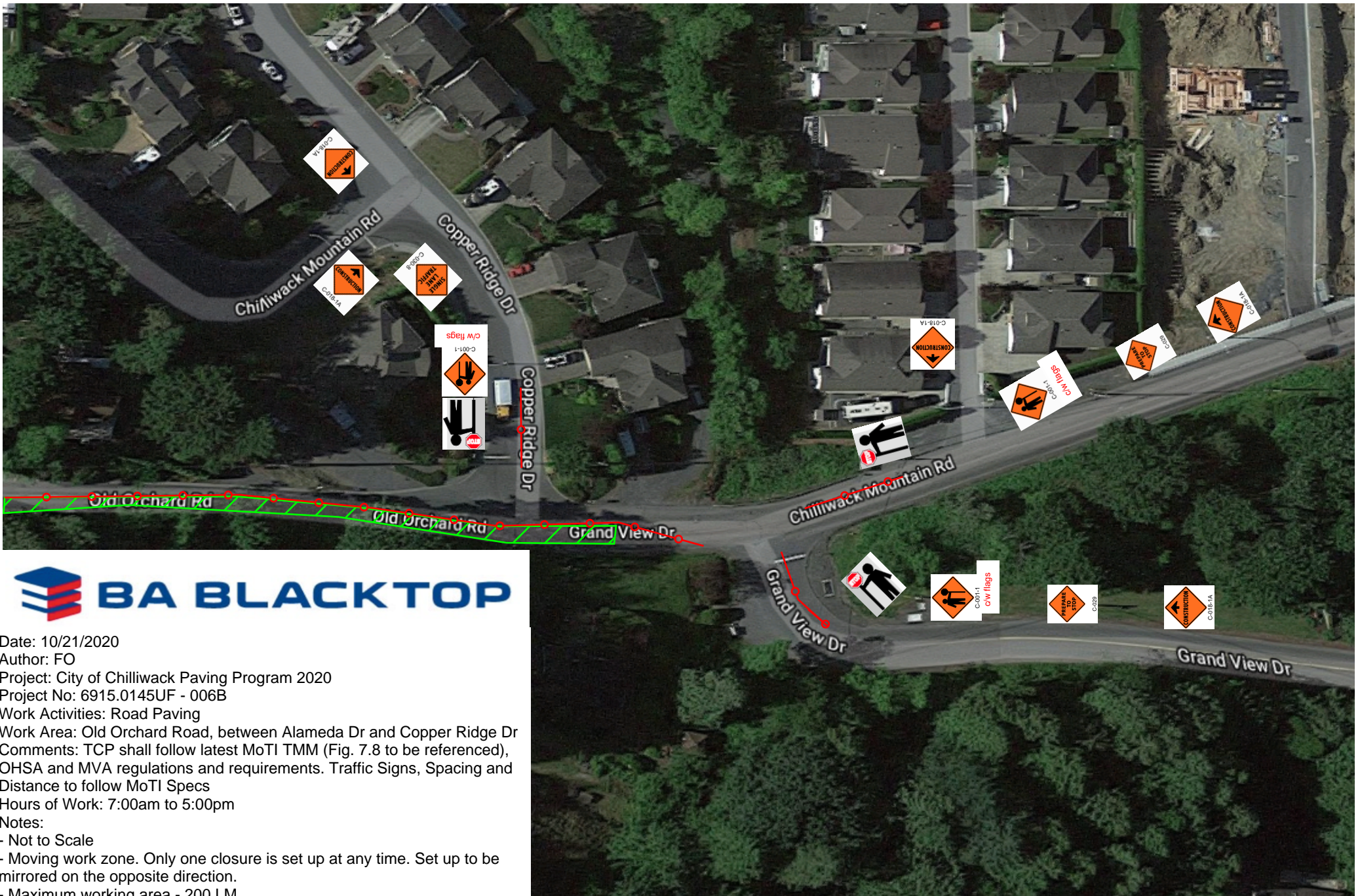
Date: 10/21/2020
 Author: FO
 Project: City of Chilliwack Paving Program 2020
 Project No: 6915.0145UF - 006B
 Work Activities: Road Paving
 Work Area: Old Orchard Road, between Alameda Dr and Copper Ridge Dr
 Comments: TCP shall follow latest MoTI TMM (Fig. 7.8 to be referenced), OSHA and MVA regulations and requirements. Traffic Signs, Spacing and Distance to follow MoTI Specs
 Hours of Work: 7:00am to 5:00pm
 Notes:
 - Not to Scale
 - Moving work zone. Only one closure is set up at any time. Set up to be mirrored on the opposite direction.
 - Maximum working area - 200 LM.
 - TCP to assist vehicles access/exit driveways.



NORTH

Legend:

-  Delineator
-  Working Zone
-  Barricade



Date: 10/21/2020
 Author: FO
 Project: City of Chilliwack Paving Program 2020
 Project No: 6915.0145UF - 006B
 Work Activities: Road Paving
 Work Area: Old Orchard Road, between Alameda Dr and Copper Ridge Dr
 Comments: TCP shall follow latest MoTI TMM (Fig. 7.8 to be referenced), OHSA and MVA regulations and requirements. Traffic Signs, Spacing and Distance to follow MoTI Specs
 Hours of Work: 7:00am to 5:00pm
 Notes:
 - Not to Scale
 - Moving work zone. Only one closure is set up at any time. Set up to be mirrored on the opposite direction.
 - Maximum working area - 200 LM.
 - TCP to assist vehicles access/exit driveways.

Legend:
 Delineator  Working Zone  Barricade 

